

HOW TO ADD GetIt POINTS

**THE COLLEGE OF NEW JERSEY
THE OFFICE OF STUDENT ACCOUNTS**

WHAT ARE GET-IT POINTS?

For additional information on how the meal plan operates, please visit
<http://housing.tcnj.edu>.

- * Get It points act as a debit based form of payment within your TCNJ ID card. They can NOT withdraw from this card.
- * Students or parents can add currency which translates into Get It points. Get-It points are a dollar for a dollar value.
- * Get It points are accepted at on campus dining locations (NOT Campus Town), TCNJ Barnes and Noble Bookstore, and for library printing.
- * Your TCNJ meal plan is separate from your Get It points.

HOW TO ADD POINTS TO YOUR GET-IT CARD

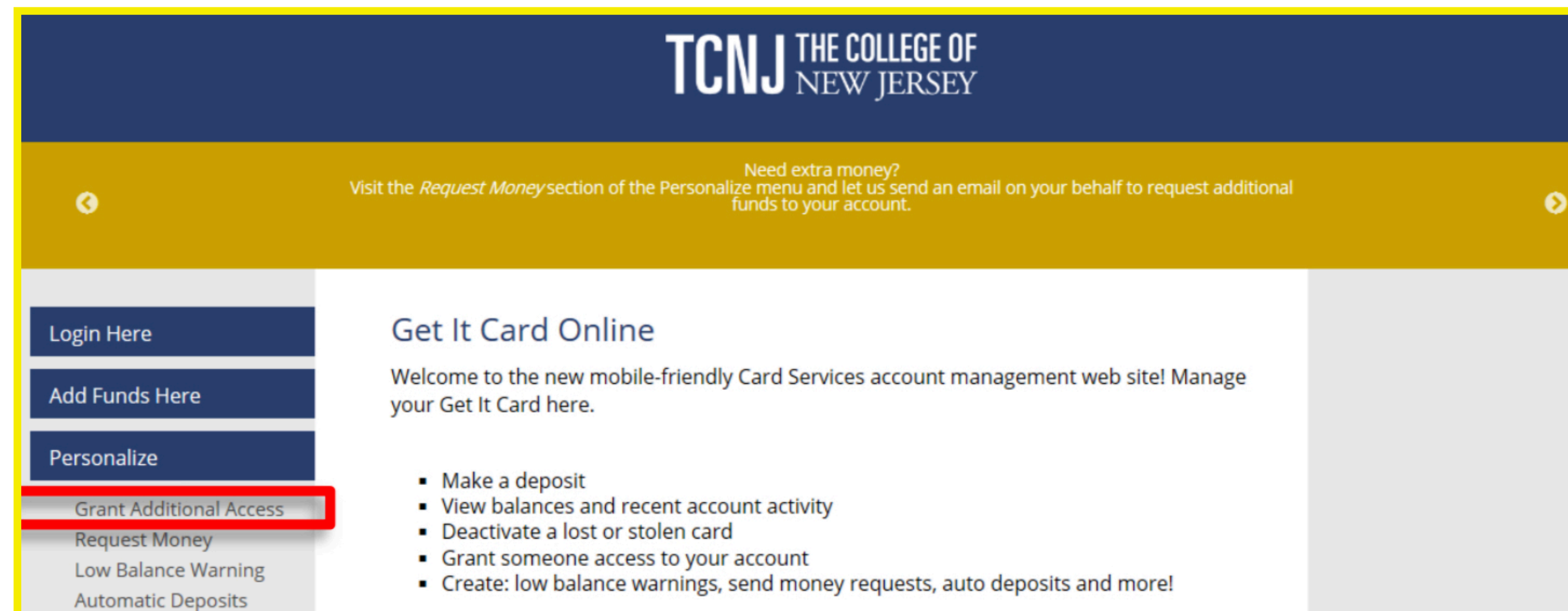
Be sure to know your 6-digit PAWS ID number!

You can make a deposit onto your Get-It card account in a number of ways:

- * Online Card Office via credit card (Visa, MasterCard, and Discover are all accepted).
- * In-person deposit at the Office of Student Accounts via cash, check, or credit card.

BEFORE ADDING POINTS

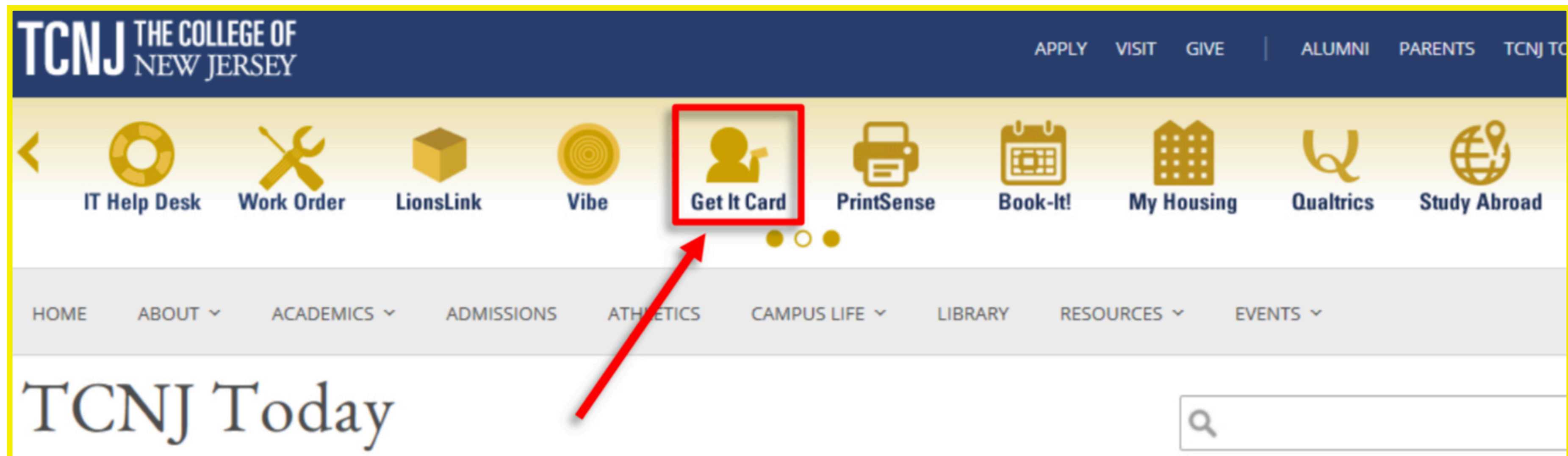
- * You MUST sign you up a guest user if you want anyone other than yourself (the student) to add funds
- * You can do this by logging into the Online Card Office and selecting “Grant Additional Access” under the “Personalize” section.
- * This is NOT the same login information as an authorized user account.



HOW TO ADD POINTS TO YOUR STUDENT ID CARD - ONLINE

Step 1: Visit the TCNJ Today homepage at <https://today.tcnj.edu>

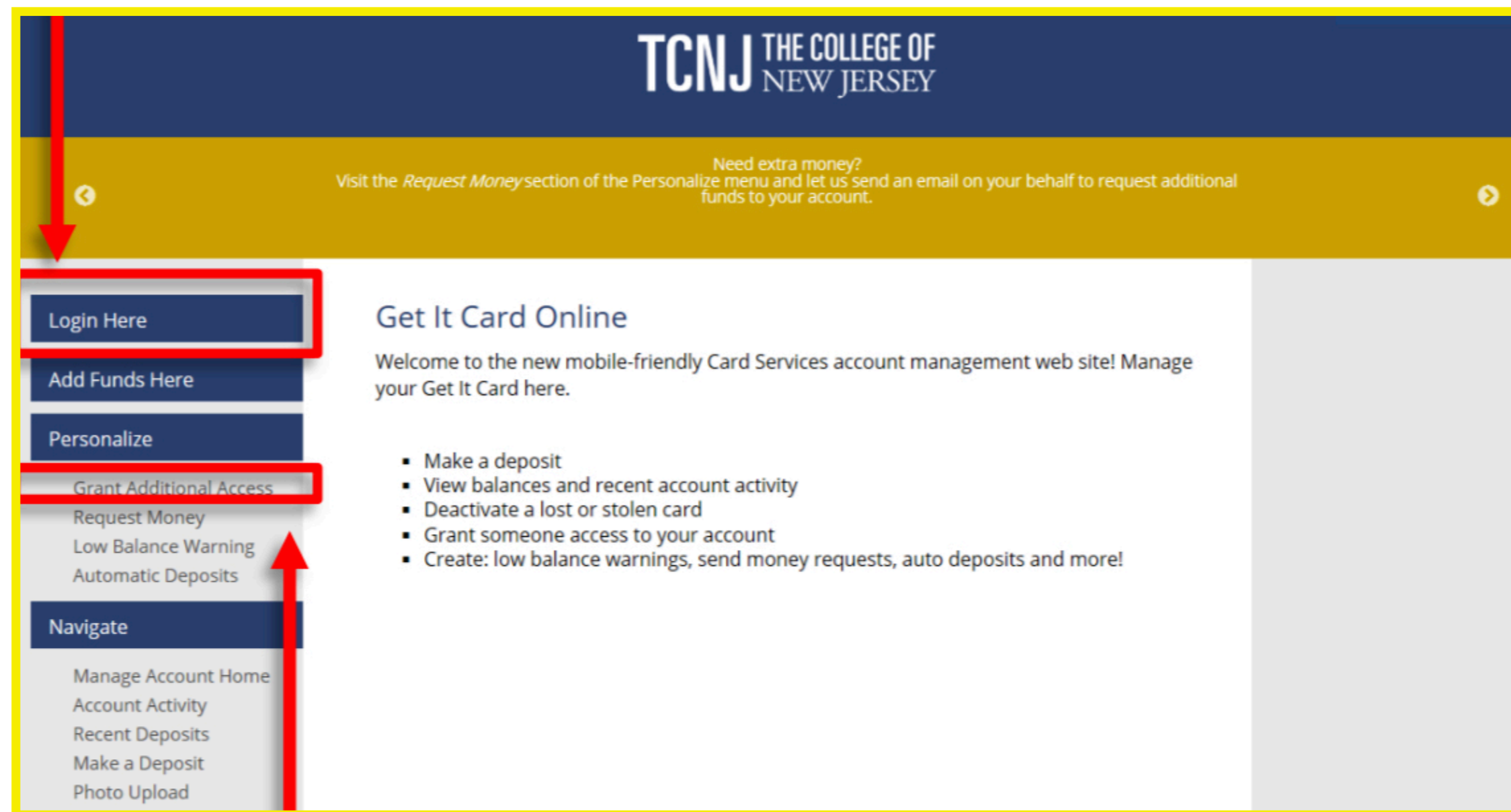
Step 2: Click on the Get-It Card icon in the top center of the second menu bar.



HOW TO ADD POINTS TO YOUR STUDENT ID CARD - ONLINE

- **Please note:** In order for someone else to do this, you need to grant additional access and sign you up a guest user (this can be done by logging in and granting additional access under the “Personalize” section).

Step 3: This will bring you to the Online Card Office where you will click “Login Here”.
Students use your single sign in User ID and password



HOW TO ADD POINTS TO YOUR STUDENT ID CARD - ONLINE

Step 4: To add points you will need to click on “Make a Deposit”.

TCNJ THE COLLEGE OF NEW JERSEY

Visit the *Low Balance Warning* section of the Personalize menu to notify yourself or others when your balance is low.

Customer Information

Name

AccountXXXXXXXXXXXXXXXXXX

Add Funds Here

Personalize

Grant Additional Access

Request Money

Low Balance Warning

Lost/Stolen Card

Automatic Deposits

Change Guest Password

Navigate

Manage Account Home

Account Activity

Recent Deposits

Make a Deposit

Photo Upload

Log Out

GetIt

Search:

Date	Description	Amount	Balance
3/31 02:19 PM	PaperCut - Charge	-1.10	11.58
Current Balance:		11.58	

Showing 1 to 1 of 1 entries

View More

Ala Carte

Search:

Date	Description	Amount	Balance
No data available in table			
Current Balance:		0.00	

Showing 0 to 0 of 0 entries

View More

HOW TO ADD POINTS TO YOUR STUDENT ID CARD - ONLINE

Step 5: Please input your debit/credit card information and the amount to be added to the Get-It card to complete the process. You may also use the Online Card office to view the student’s current Get It balance, account activity, and recent deposits made to the card.

Deposit by Debit/Credit Card

Deposit by Debit/Credit Card

Add value to your GetIt account by Credit or Debit Card

Using this form you can add value to your TCNJ GetIt account and the funds will be available for immediate use.

Plan

GetIt 

Amount

☐ \$20

☐ \$100

☐ \$500

☐ \$50

☐ \$250

☐ Other

Email

Credit Card

Expiration (mm/yy)

First Name

Last Name

Postal Code

Country

United States



☐

Save This Information

Save this information so that you will not have to enter it the next time you make a Deposit to this card. This information will be encrypted and available to you and your guest each time you make a Deposit.

Next